



GREENINGTON

fine bamboo furniture

BEDROOM

DINING

BARSTOOLS

OCCASIONAL

OFFICE

MEDIA

PRODUCT FEATURES

ECO RIDGE

MATERIAL COLORS

DIRECT CONTAINER

WHY BAMBOO

FAQ

BEDROOM

Main



AZARA



AZARA



CATALINA



CURRANT



CURRANT



MERCURY



MONTEREY



MONTEREY



PARK AVENUE



RIA



SAHARA



SANTA CRUZ



SIENNA



SONOMA



SUMMIT



TAYLOR



VENTURA



WESTON



WILLOW

- Crafted in 100% solid bamboo
- 20% harder than Red Oak
- No plywood, particle board, or MDF
- Earth friendly, sustainable resource
- Fully assembled case goods

- Beautifully finished all the way around
- Solid bamboo drawer box with English dovetail
- Under mount, soft closing drawer glides
- Solid bamboo slat system, no box spring needed
- Tough metal to metal connecting hardware

AZARA



Bedroom
Index

Main

The elegant sweeping headboard shows off a beautiful accent panel crafted in solid bamboo with stunning Exotic Tiger inlay. Completing the look, coordinating Azara bedroom chests each feature an Exotic Tiger drawer face.



Azara Nightstand
22" W x 18 1/2" D x 21 1/4" H
Sable GA0003SA



Azara Five Dr. Chest
32" W x 19" D x 53 3/4" H
Sable GA0004SA



Azara Six Dr. Dresser
64" W x 19" D x 36" H
Sable GA0005SA

Azara Platform Bed

Queen

64 1/2" W x 87 1/4" L x 15 1/2" FB / 43 3/4" HB
Sable GA0001SA

Eastern King

80" W x 87 1/4" L x 15 1/2" FB / 43 3/4" HB
Sable GA0002KSA

California King

76" W x 91 1/4" L x 15 1/2" FB / 43 3/4" HB
Sable GA0002CKSA



AZARA



Greenington bedroom chests are beautifully finished inside and out. Each drawer is made in solid bamboo with English dovetail joints and under mount soft close drawer glides.

Bedroom
Index

Main



Azara Nightstand
22" W x 18 ½" D x 21 ¼" H
Caramelized GA0003CA



Azara Five Dr. Chest
32" W x 19" D x 53 ¾" H
Caramelized GA0004CA



Azara Six Dr. Dresser
64" W x 19" D x 36" H
Caramelized GA0005CA

Azara Platform Bed

Queen

64 ½" W x 87 ¼" L x 15 ½" FB / 43 ¾" HB
Caramelized GA0001CA

Eastern King

80" W x 87 ¼" L x 15 ½" FB / 43 ¾" HB
Caramelized GA0002KCA

California King

76" W x 91 ¼" L x 15 ½" FB / 43 ¾" HB
Caramelized GA0002CKCA



CATALINA



Catalina brings a sense of refined grace to any space. Comfortable and refined with a softly upholstered headboard, Catalina's minimalist design, characterized by its slender frame, gentle curves, and sleek contours, embodies quality craftsmanship, offering a serene and stylish retreat.

Bedroom
Index

Main



Catalina Nightstand
26" W x 18" D x 24" H
Black Walnut GCL003BL



Catalina Five Dr. Chest
36" W x 20" D x 52" H
Black Walnut GCL004BL



Catalina Six Dr. Dresser
68 1/4" W x 20" D x 31 1/4" H
Black Walnut GCL005BL

Catalina Platform Bed

Queen

63" W x 88 1/4" L x 40"H
Black Walnut GCL001BL

Eastern King

80" W x 88 1/4" L x 40"H
Black Walnut GCL002BL



CURRENT



Bedroom
Index

Main

Shown in caramelized finish. No stain is used, the color is achieved through the process of caramelizing the natural sugars in the bamboo with heat, steam, and pressure. Variation in grain and color enrich the natural beauty of bamboo furniture and make each piece unique.



Current Nightstand
24" W x 18" D x 17 3/4" H
Caramelized G0028CA



Current Five Dr. Chest
32" W x 19" D x 52" H
Caramelized G0029CA



Current Six Dr. Dresser
64" W x 19" D x 34 1/4" H
Caramelized G0030CA

Current Platform Bed

Queen

63 3/4" W x 88" L x 13 1/2" FB / 39 1/2" HB
Caramelized G0026CA

Eastern King

81" W x 88" L x 13 1/2" FB / 39 1/2" HB
Caramelized G0027CA

California King

77" W x 92" L x 13 1/2" FB / 39 1/2" HB
Caramelized G0027CKCA



CURRENT



Designed with distinctive detailing and a modern silhouette, you'll love the eye-catching Amber finish and handcrafted quality of the Current bedroom.

Bedroom
Index

Main



Current Nightstand
24" W x 18" D x 17 3/4" H
Amber G0028AM



Current Five Dr. Chest
32" W x 19" D x 52" H
Amber G0029AM



Current Six Dr. Dresser
64" W x 19" D x 34 1/2" H
Amber G0030AM

Current Platform Bed

Queen

63 3/4" W x 88" L x 13 1/2" FB / 39 1/2" HB
Amber G0026AM

Eastern King

81" W x 88" L x 13 1/2" FB / 39 1/2" HB
Amber G0027AM

California King

77" W x 92" L x 13 1/2" FB / 39 1/2" HB
Amber G0027CKAM



MERCURY



Mercury's smooth design and softly rounded corners are framed in solid Amber bamboo, including wrap around solid bamboo side rails and foot board, with modern sculptural legs tapering towards the floor.

Bedroom
Index

Main



Currant Nightstand
24" W x 18" D x 17 3/4" H
Amber G0028AM



Currant Five Dr. Chest
32" W x 19" D x 52" H
Amber G0029AM



Currant Six Dr. Dresser
64" W x 19" D x 34 1/2" H
Amber G0030AM

Mercury Platform Bed

Queen
63 1/2" W x 86 3/4" L x 42 1/4" H
Amber GM001AM

Eastern King
80 3/4" W x 86 3/4" L x 42 1/4" H
Amber GM002AM



MONTEREY



Our beds are supported with a solid bamboo European slat system, no boxspring needed. Easy to use slats are connected and fit in at the headboard, footboard and center side rails.

Bedroom
Index

Main



Ventura Nightstand
24" W x 17" D x 17 ½" H
Amber GVA0004AM
Touch Latch Open



Ventura Four Dr. Chest
34" W x 18" D x 43 ½" H
Amber GVA0005AM



Ventura Four Dr. Dresser
73 ½" W x 18" D x 28" H
Amber GVA0006AM

Monterey Platform Bed

Queen

63 ¼" W x 88 ½" L x 15" FB / 40 HB
Amber GMT0001AM

Eastern King

80" W x 88 ½" L x 15" FB / 40" HB
Amber GMT0002AM



MONTEREY



Beautiful, modern, and sustainable, Monterey displays the natural light hues of solid Wheat bamboo and will bring a quiet luxury to your everyday life.

Bedroom

Index

Main



Monterey Nightstand
24" W x 17" D x 17 ½" H
Wheat GMT0004WH
Touch Latch Open



Monterey Four Dr. Chest
34" W x 18" D x 43 ½" H
Wheat GMT0005WH



Monterey Four Dr. Dresser
73 ½" W x 18" D x 28" H
Wheat GMT0006WH

Monterey Platform Bed

Queen
63 ¼" W x 88 ½" L x 15" FB / 40 HB
Wheat GMT0001WH

Eastern King
80" W x 88 ½" L x 15" FB / 40" HB
Wheat GMT0002WH



PARK AVENUE



Expertly crafted, city scaled Park Avenue's frame is solid Ruby bamboo, with a slim black steel support and legs accenting the solid Ruby bamboo side rails and footboard. Two removable back cushions add comfort and focal point to the headboard.

Bedroom
Index


Main



Park Avenue Nightstand
22" W x 15 3/4" D x 15 1/2" H
Ruby GPA0004RB



Park Avenue Four Dr. Chest
28 1/4" W x 18" D x 44" H
Ruby GPA0005RB



Park Avenue Four Dr. Dresser
73 . " W x 18" D x 28" H
Ruby GPA0006RB

Park Avenue Platform Bed

Queen
69 1/2" W x 92" L x 11 1/4" FB/36"HB
Ruby GPA0001RB

Eastern King
86 1/4" W x 92" L x 11 1/4" FB/36"HB
Ruby GPA0002RB

California King
82 1/4" W x 96" L x 11 1/4" FB/36"HB
Ruby GPA0003RB



SAHARA



Sahara makes a grand impression in a modern bedroom. Sustainably crafted in solid bamboo with a luxurious wraparound headboard, the bedroom embodies high-quality craftsmanship. Sahara creates a modern sanctuary with tranquil colors, a splash of upholstery, and rounded silhouettes.

Bedroom
Index

Main



Sahara Nightstand
28" W x 18" D x 18" H
Caramelized G0092CA



Sahara 4 Dr. Chest
34 1/2" W x 19" D x 47" H
Caramelized GSR004CA



Sahara Six Dr. Dresser
64" W x 19" D x 36" H
Caramelized GSR005CA

Sahara Platform Bed

Queen
64" W x 85" L x 42" H
Caramelized GSR001CA

Eastern King
80 3/4" W x 85" L x 42" H
Caramelized GSR002CA



Direct Container Only

SANTA CRUZ



City scaled with a craftsman-built frame in solid Wheat bamboo, the upscale style offers a slim black steel support and legs accenting the solid Wheat bamboo side rails and footboard. Two removable back cushions add comfort and focal point to the headboard.

Bedroom
Index

Main



Santa Cruz Nightstand
22" W x 15 3/4" D x 15 1/2" H
Wheat GSC0004WH



Santa Cruz Four Dr. Chest
28 1/4" W x 18" D x 44" H
Wheat GSC0005WH



Santa Cruz Four Dr. Dresser
73 1/2" W x 18" D x 28" H
Wheat GSC0006WH

Santa Cruz Platform Bed

Queen

69 1/2" W x 92" L x 11 1/4" FB/36"HB
Wheat GSC0001WH

Eastern King

86 1/4" W x 92" L x 11 1/4" FB/36"HB
Wheat GSC0002WH



Direct Container Only

SIENNA



Casual and inviting, the smartly scaled Sienna platform bed features modern styling, clean lines and sleek black drawer pulls. Designed to be used with a mattress only, Sienna comes with a solid bamboo European slat system.

Bedroom
Index

Main



Sienna Nightstand
20" W x 18 1/2" D x 21" H
Caramelized G0092CA



Sienna Five Dr. Chest
26 3/4" W x 18 1/2" D x 52 1/2" H
Caramelized G0093CA



Sienna Six Dr. Dresser
52 1/2" W x 18 1/2" D x 35 3/4" H
Caramelized G0094CA

Sienna Platform Bed

Queen
64 3/4" W x 85 3/4" L x 14 3/4" FB/40" HB
Caramelized G0090CA

Eastern King
82"W x 85 3/4" L x 14 3/4" FB/40" HB
Caramelized G0091CA



SONOMA



Luxury scaled; Sonoma is craftsman-built in solid bamboo with gorgeous accents of Exotic Tiger. By direct container, Sonoma may be ordered in alternative Greenington finishes than pictured.

Bedroom
Index

Main



Sonoma Nightstand

28" W x 20" D x 28" H
28" W x 20" D x 28" H

1 Drawer

Sable GSA004SA

3 Drawer

Sable GSA003SA



Sonoma Five Dr. Chest

36" W x 20" D x 50" H
Sable GSA005SA



Sonoma Five Dr. Dresser

50" W x 20" D x 41 1/4" H
Sable GSA006SA



Sonoma Six Dr. Dresser

72" W x 20" D x 33" H
Sable GSA007SA



Sonoma Platform Bed

Queen

63 3/4" W x 87 1/2" L x 55" H

Sable GSA001SA



Eastern King

80 3/4" W x 87 1/2" L x 55" H

Sable GSA002SA



Direct Container Only

TAYLOR



Luxury scaled; Taylor is craftsman-built in gorgeous solid Amber bamboo with sophisticated details like a plush upholstered headboard and platform base in slim black steel.

Bedroom
Index

Main



Taylor 1 Dr. Nightstand

28" W x 17" D x 30" H

Amber GTA003AM



Taylor Five Dr. Chest

36 3/4" W x 20" D x 49 3/4" H

Amber GTA005AM



Taylor Platform Bed

Queen

63" W x 84 1/2" L x 55" H

Amber GTA001AM



Taylor 3 Dr. Nightstand

Direct Container Only

28" W x 17" D x 30" H

Amber GTA004AM



Taylor Six Dr. Dresser

72" W x 20" D x 33" H

Amber GTA006AM



Eastern King

80" W x 84 1/2" L x 55" H

Amber GTA002AM



Direct Container Only

VENTURA



Beautiful from any angle, the Ventura bedroom is expertly crafted in solid Amber bamboo, created using an innovative process with heat, steam and pressure to transform the bamboo into Amber's beautiful colors.

Bedroom
Index

Main



Ventura Nightstand
24" W x 17" D x 17 ¼" H
Amber GVA0004AM
Touch Latch Open



Ventura Four Dr. Chest
34" W x 18" D x 43 ½" H
Amber GVA0005AM



Ventura Four Dr. Dresser
73 ½" W x 18" D x 28" H
Amber GVA0006AM

Ventura Platform Bed

Queen
63 ½ W x 87 ¼ L x 17" FB / 39 ½ HB
Amber GVA0001AM

Eastern King
80 ½ W x 87 ¼ L x 17" FB / 39 ½ HB
Amber GVA0002AM

California King
76 ½ W x 91 ¼ L x 17" FB / 39 ½ HB
Amber GVA0003AM



WESTON



Luxury scaled; Weston is craftsman-built in solid bamboo. By direct container, Weston may be ordered by container in a 3-dr. nightstand and 5 dr. double dresser and in alternative Greenington finishes than pictured.

Bedroom
Index

Main



Weston Nightstand

26 1/2" W x 17 1/2" D x 30" H

1 Drawer


Black Walnut GW0003BL



Weston Five Dr. Chest

38" W x 20 1/2" D x 49 3/4" H

Black Walnut GW0004BL



Weston Six Dr. Dresser

72 1/2" W x 20 1/2" D x 33" H

Black Walnut GW0005BL

Weston Platform Bed

Queen

63 1/4" W x 84 1/2" L x 56" H

Black Walnut GW0001BL

Eastern King

80 1/2" W x 84 1/2" L x 56" H

Black Walnut GW0002BL



DINING



ARIA



ARIA



AZARA



AZARA



CURRANT



CURRANT



ERIKKA



HANNA



HANNA



HUDSON



LUNA



LUNA



MARSEILLES



MIJA



SONOMA



TORREY

DINETTES



LINDEN



SITKA



SOHO

ARIA



The minimal silhouette of the Aria dining table is a modern marvel. Two bold elliptical pedestals add luxury and volume and offer plenty of legroom for comfort. Aria is designed to inhabit a dining room with a commanding yet understated presence.

Dining
Index

Main



Hanna Sideboard
72" W x 18" D x 28" H
Caviar/Wheat GH0003B

Aria Dining Table

72" W x 36" D x 29 ½" H
Caviar GAR001B

84" W x 42" D x 29 ½" H
Caviar GAR002B

Olly Dining Chair
21" W x 23 ¾" D x 31" H
Caviar GOY002B



Aria Dining Table
72" W x 36" D x 29 ."
Wheat GAR001WH
84" W x 42" D x 29 ½" H
Wheat GAR002WH

Wheat Container Only

Olly Dining Chair
21" W x 23 ¾" D x 31" H
Wheat GOY002WH



AZARA



Azara's displays modern architectural lines, uniquely strong and sturdy solid bamboo table legs, soft rounded corners, and a stunning tabletop accent of solid Exotic Tiger bamboo.

Dining
Index


Main



Azara Sideboard
57" W x 18"D x 32"H
Sable GA0006SA



Azara Dining Table
72 W x 36 D x 29 ½ H
Sable GA0008SA



Azara Bench
55" W x 14"D x 17 ½ "H
Sable GA0013SA



Currant Dining Chair
20" W x 22 ¾ " D x 33 ½ H
Sable G0023SA



Cassia Dining Chair
19 ½ W x 22 ¼ D x 30 ¾ H
Sable GCA001SA



Cassia Dining Chair
Top Grain Leather Seat
Direct Container Only
19 ½ W x 22 ¼ D x 30 ¾ H
Sable GCA002SA

AZARA



Shown in caramelized with accents in Exotic Tiger bamboo. No stain is used, the colors are achieved using only heat, steam, and pressure. Azara dining bench available in both Caramelized and Sable finishes.

Dining
Index

Main



Azara Sideboard
57" W x 18" D x 32" H
Caramelized GA0006CA



Azara Dining Table
72 W x 36 D x 29 ½ H
Caramelized GA0008CA

Azara Bench
55" W x 14" W x 17 ½" H
Caramelized GA0013CA



Currant Dining Chair
20 W x 22 ¾ D x 33 ½ H
Caramelized G0023CA



Cassia Dining Chair
19 ½ W x 22 ¼ D x 30 ¾ H
Caramelized GCA001CA



Cassia Dining Chair
Top Grain Leather Seat
19 ½ W x 22 ¼ D x 30 ½ H
Caramelized GCA002CA

CURRENT



Dining
Index

Main

Current's center drop down door offers media access, with cord management. Below, the solid bamboo drawer is constructed using English dovetail joinery, and soft close, under mount drawer glides. Two adjustable storage shelves are behind each door, while sleek recessed pulls, and shaped legs finish the look.



Current Sideboard
72" W x 18"D x 27"H
Caramelized G0025CA



Current Dining Table
Extension 72 to 92"
72" W x 36" D x 30" H
Caramelized G0022CA



Current Bench
64" W x 14"D x 17 1/2" H
Caramelized G0024CA
48"W x 14"D x 17 1/2" H
Caramelized G0033CA



Current Dining Chair
20 W x 22 3/4 D x 33 1/2 H
Caramelized G0023CA



Cassia Dining Chair
19 1/2 W x 22 1/4 D x 30 3/4 H
Caramelized GCA001CA



Cassia Dining Chair
Top Grain Leather Seat
19 1/2 W x 22 1/4 D x 30 1/2 H
Caramelized GCA002CA

CURRENT



Current is perfect for your dining room, used as a TV media center, as well as a contemporary office credenza. Satisfying minimum order quantities, Greenington products may be ordered in any of our Greenington finishes, with the exception of Exotic Tiger, which is used for accent only.

Dining
Index

Main



Current Sideboard
72" W x 18"D x 27" H
1 Dropdown Door
1 Drawer - 2 Doors
Black Walnut G0025BL

Current Dining Table
Extension 72 to 92"
72" W x 36" D x 30" H
Black Walnut G0022BL



Current Bench
64" W x 14"D x 17 1/2" H
Black Walnut G0024BL

Current Dining Chair
20" W x 22 3/4" D x 33 1/2" H
Black Walnut G0023BL



Direct Container Only

ERIKKA



Two self-storing butterfly leaves extend the 78" dining table to 94" or 110" inches. Easy to operate with one person, both leaves fold to store neatly under the tabletop.

Dining
Index

Main



Erikka Dining Table
2- self-storing butterfly leaves
36 1/4" W x 78 - 110"D x 30"H
Amber GE0001AM



Erikka Sideboard
58" W x 17 3/4" D x 28" H
Amber GE0003AM



Cassia Dining Chair
19 1/2 W x 22 1/4 D x 30 3/4 H
Amber GCA001AM

Currant Dining Chair
20 W x 22 3/4 D x 33 1/2 H
Amber G0023AM



Cassia Dining Chair
Leather Seat
19 1/2 W x 22 1/4 D x 30 3/4 H
Amber GCA002AM



HANNA



Hanna makes a statement with a reverse edge tabletop on a dynamic base. Sustainably crafted in solid bamboo, transparent Caviar stain creates a gorgeous finish to accentuate the grain's natural beauty and give the collection a bold contemporary look.

Dining
Index

Main



Hanna Sideboard
72" W x 18" D x 28" H
Caviar GH0003B



Hanna Dining Table
72" W x 36" D x 30" H
Caviar GH0001B



Hanna Dining Chair
18 ¼ W x 21 ½ D x 30 ¾ H
Caviar GH0004B



Hanna Dining Chair
Leather Seat
Direct Container Only
18 ¼ W x 21 ½ D x 30 ¾ H
Caviar GH0005B

HANNA



Hanna's sleek tailored design celebrates the beauty of nature inspired wheat finish with a modern sculptural quality that provides an elegant silhouette for any space.

Dining
Index

Main



Hanna Sideboard
72" W x 18" D x 28" H
Wheat GH0003WH



Hanna Dining Table
72" W x 36" D x 30" H
Wheat GH0001WH

Hanna Dining Chair
18 ¼ W x 21 ½ D x 30 ¾ H
Wheat GH0004WH



Hanna Dining Chair
Leather Seat
18 ¼ W x 21 ½ D x 30 ¾ H
Wheat GH0005WH



Direct Container Only

HUDSON



Hudson's classic modern design with two self-storing butterfly leaves is easy to operate with one person, and after the guests depart, the leaves fold up easily and store neatly under the tabletop.

Dining
Index

Main



Avalon Sideboard
Relief Sculpture Door
42" W x 18" D x 31 ½ H
Black Walnut GAV001BL

Hudson Sideboard
72" W x 20" D x 32" H
Black Walnut GHS002BL



Hudson Dining Table
78 – 109 ½ W x 42" D 29 ½ H
Black Walnut GHS001BL



Torino Dining Chair
20 ¾ W x 25 D x 39 H
Black Walnut
GTO001BL

Sophie Dining Chair
21 ½ W x 23 ½ D x 37 ½ H
Black Walnut
GSO004BL



LUNA



Sustainably crafted in solid bamboo, Luna's eye-catching style is a salute to minimalist design. The tabletop is crafted using three cross ply layers for strength and stability and finished with a finely tapered and rounded edge.

Dining
Index

Main



Hanna Sideboard
72" W x 18" D x 28" H
Caviar GH0003B



Luna Dining Table
O 48" x 30" H
Caviar GLU001B



Hanna Dining Chair
18 1/4 W x 21 1/2 D x 30 3/4 H
Caviar GH0004B



Hanna Dining Chair
Leather Seat
Direct Container Only
18 1/4 W x 21 1/2 D x 30 3/4 H
Caviar GH0005B



Luna Dining Table
O 48" x 30" H
Wheat GLU001WH
Hanna Dining Chair
18 1/4 W x 21 1/2 D x 30 3/4 H
Wheat GH0004WH
Wheat - Direct Container

MARSEILLES



Marseilles elegance lies in its truly innovative concave coves sculpted into each side, forming the foundation of its structure and making a seamless transition from the tabletops inside curvature to each graceful leg.

Dining
Index

Main



Avalon Sideboard
Relief Sculpture Door
42" W x 18" D x 31 ½" H
Black Walnut GAV001BL

Hudson Sideboard
72" W x 20" D x 32" H
Black Walnut GHS002BL



Marseilles Dining Table
60" W x 36" D x 30" H
Black Walnut GME001BL-S

Marseilles Dining Table
72" W x 36" D x 30" H
Black Walnut GME001BL-M

Marseilles Dining Table
84" W x 36" D x 30" H
Black Walnut GME001BL-L
Large, By Direct Container



Torino Dining Chair
20 ¾" W x 25" D x 39" H
Black Walnut
GTO001BL



Sophie Dining Chair
21 ½" W x 23 ½" D x 37 ½" H
Black Walnut
GSO004BL


MIJA



One self-storing butterfly leaf extends the 54" table to 72" inches. Easy to operate with one person, the leaf folds to store neatly under the tabletop. Earth friendly, Amber uses no stain and is an environmentally safe finish with continuous color throughout the entire material.

Dining
Index

Main



Erikka Sideboard
58" W x 17 3/4" D x 28" H
Amber GE0003AM



Mija Dining Table
18" self-storing butterfly leaf
36 1/4" W x 54 1/4" - 72" D x 30" H
Amber GE0002AM



Cassia Dining Chair
19 1/2" W x 22 1/4" D x 30 3/4" H
Amber GCA001AM



Cassia Dining Chair
Leather Seat
19 1/2" W x 22 1/4" D x 30 3/4" H
Amber GCA002AM

Currant Dining Chair
20" W x 22 3/4" D x 33 1/2" H
Amber G0023AM

SONOMA



Hand finished Caviar finish radiates confidence and sophistication in Sonoma. Luxury scaled up to make a statement, the Sonoma dining collection is crafted in a combo of solid Amber bamboo with Caviar Accents.

Dining
Index

Main



Sonoma Sideboard
72" W x 18" D x 32" H
Amber GSA009AM



Sonoma Dining Table
79 . " W x 40" D x 30" H
Amber/Caviar GSA008B



Sophie Dining Chair
21 ½ W x 23 ½ D x 37 ½ H
Caviar GSO004B

SONOMA WINE CABINET



Hand finished Caviar finish radiates confidence and sophistication in Sonoma. Luxury scaled up to make a statement, the Sonoma dining collection is crafted in a combo of solid Amber bamboo with Caviar Accents.

Dining
Index

Main



Sonoma Wine Cabinet
36" W x 20" D x 73" H
GSA009AM Amber/Caviar



When the doors open, the interior is illuminated, revealing a thoughtfully organized layout, including stemware holders, two open shelves, divided compartments for up to a dozen bottles, a pullout work surface, and a soft-closing storage drawer. This stylish wine cabinet combines both form and function, making it a standout in any room.



TORREY



Architecturally inspired and sculpturally significant Torrey's striking design features a pedestal base with four geometric shaped legs, a bold beveled tabletop accented in dramatic Exotic Tiger.

Dining
Index

Main



Avalon Sideboard
Relief Sculpture Door
42" W x 18" D x 31 1/2" H
Black Walnut GAV001BL

Hudson Sideboard
72" W x 20" D x 32" H
Black Walnut GHS002BL



Torrey Dining Table
84" W x 42" D 29 1/2" H
Black Walnut/Exotic Tiger
GTO002BL



Torino Dining Chair
20 3/4" W x 25" D x 39" H
Black Walnut
GTO001BL



Sophie Dining Chair
21 1/2" W x 23 1/2" D x 37 1/2" H
Black Walnut
GSO004BL

LINDEN



The Linden dropleaf table folds down into a 10.5" by 36" compact console. Lift one leaf for a cozy 36" by 37.50" serving or workspace. Lift both leaves to instantly turn the console into a 64" long dining table.

Dining
Index

Main



Linden Gateleg Table
10 1/2" W x 36" - 64" D x 30" H
Caramelized GTL001CA

Closed 36" x 10 1/2" x 29 1/2"
Half Open 36" x 37 1/2" x 29 1/2"
Open 36" x 64" x 29 1/2"



Currant Dining Chair
20" W x 22 3/4" D x 33 1/2" H
Caramelized G0023CA



Cassia Dining Chair
19 1/2" W x 22 1/4" D x 30 3/4" H
Caramelized GCA001CA



Cassia Dining Chair
Top Grain Leather Seat
19 1/2" W x 22 1/4" D x 30 1/2" H
Caramelized GCA002CA

SITKA



Architecturally inspired design of the Sitka table features intelligent engineering, beautiful details, and an elegant profile.



Erikka Sideboard
58" W x 17 3/4" D x 28" H
Amber GE0003AM



Sitka Dining Table
O 36" x 29 1/2" H
Amber G0097AM



Cassia Dining Chair
19 1/2" W x 22 3/4" D x 30 3/4" H
Amber GCA001AM



Currant Dining Chair
20" W x 22 3/4" D x 33 1/2" H
Amber G0023AM



Cassia Dining Chair
Leather Seat
19 1/2" W x 22 3/4" D x 30 3/4" H
Amber GCA002AM

SOHO




Soho's 36" round, reverse beveled tabletop sits on a gracefully shaped tulip pedestal of matte black powder coated steel.



Dining
Index

Main



Soho Table
O 36" x 28 3/4" H
Amber GSH0001AM



Soho Dining Chair
19 1/4" W x 20" D x 31 1/2" H
Amber GSH0002AM

STOOLS



CORONA



LINNA



LEIF



MAX



MIMOSA



SKOL



TERRA



TIGRIS



TULIP

Greenington specializes in strong, durable, and sturdy counter and bar height stools for use in both home and commercial installations.

- Crafted using 100% solid bamboo
- No plywood, particle board, or MDF
- Earth friendly, sustainable resource
- 20% harder than Red Oak
- Scratch resistant floor protectors
- Professionally assembled
- May qualify for LEED credits



CORONA



Shaped for comfort and support, Corona offers an upholstered set cushion in top grain black leather. Sustainably crafted in solid exotic bamboo with the character, strength and beauty of tropical hardwood

Corona Counter Stool
Top Grain Leather
18 ½" W x 13 ½" D x 27 ¼"
H
Exotic G0055E



Corona Bar Stool
Direct Container Only
18 ½" W x 13 ½" D x 30 ¼" H
Exotic G0056E
Direct Container Only





LEIF



Add a casual touch to your modern home. Leif's artisan crafted twisted paper cord seat is woven across a sturdy solid bamboo frame.

Leif Counter Stool

18 ¼" W x 16" D x 26" H

Caviar GLE001CSB

Wheat GLE001CSWH





LINNA



Harmoniously blending simplicity with luxury, Linna features solid Amber bamboo shaped into an open frame with contemporary tapered legs, integrated foot support, and a graceful seat and low back, allowing it to complement modern kitchens or neatly tuck under counters.

Linna Counter Stool

19" W x 18" D x 26- 30 $\frac{3}{4}$ " H
Amber GLA0001AM



Brix Counter Table

60" W x 20" D x 38" H
Amber GBR003AM





MAX



Max's modern appeal features contemporary tapered legs, integrated foot support, and a fun tractor shaped seat for comfort. Cosmos table can be ordered on direct container.

Max Counter Stool

20" W x 18½" D x 26¾" H

Amber GM0008AM

Max Bar Stool

Direct Container Only

20" W x 18½" D x 30" H

Amber GM0009AM



Cosmos Counter Table

Direct Container Only

36" W x 36" D x 36" H

Amber GCS003AM





MIMOSA



Soho's 36" round, reverse beveled tabletop sits on a gracefully shaped tulip pedestal of matte black powder coated steel.

Mimosa Table

Bar Ø 36" x 40" H
Caramelized G0062CA

Counter Ø 36" x 36" H
Direct Container Only
Caramelized G0063CA



Mimosa Stool

Bar Ø 21" x 30" H
Caramelized G0064CA

Counter Ø 21" x 26" H
Direct Container Only
Caramelized G0064CSCA





SKOL



Skol offers a hand crafted oval shaped seat of triple ply laminated bamboo, sturdy splayed legs.

Skol Counter Stool

20" W x 15 3/4" D x 27 3/4" H

Caramelized GSK001CA

Top Grain Leather

Caramelized GSK003CA

20" W x 15 3/4" D x 28 1/2" H



Skol Bar Stool

20" W x 15 3/4" D x 31 3/4" H

Caramelized GSK002CA

Top Grain Leather

Caramelized GSK004CA

20" W x 15 3/4" D x 32 1/2" H



Direct Container Only



TERRA



Greenington specializes in strong, durable, and sturdy counter and bar height stools for use in both home and commercial installations.

Terra Counter Stool
20¼" W x 14" D x 27" H
Exotic ECO08E





TIGRIS



Tigris counter stools feature contemporary splayed legs, and seat top accented with stunning Exotic Tiger bamboo. Greenington specializes in strong, durable, and sturdy stools for use in both home and commercial installations.

Tigris Counter Stool

17" W x 15 1/4" D x 26 1/2" H

Caramelized ECO09CA





TULIP



Tulip Counter Stool

18" W x 14" D x 26" H

Caramelized GC0602CS

Black Walnut GC0602CSBL



Tulip Bar Stool

18" W x 14" D x 30" H

Caramelized GC0602H

Black Walnut GC0602HBL
BL - Direct Container Only



Tulip Counter Table

36" W x 36" D x 36" H

Caramelized G0019CA

Black Walnut G0019BL
BL - Direct Container Only



Tulip Bar Table

36" W x 36" D x 40" H

Caramelized G0018CA

Black Walnut G0018BL
Direct Container Only

OCCASIONAL

Main



ANTARES



AZARA



AZARA



AZARA CUBE



DANICA



MIRA



RHODY



ROSEMARY



SOL



THYME



SPIRE



SKYLAR



TOFINO



ZEN



ZEPHYR

- Crafted in 100% solid bamboo
- No plywood, particle board, or MDF
- Earth friendly, sustainable resource
- 20% harder than Red Oak
- Beautifully finished all the way around
- Scratch resistant floor protectors



ANTARES

Elegant details display gorgeous joinery, with an elegant floating tabletop.



Antares Coffee Table

48" W x 24" D x 17 1/2" H

Amber GNA002AM



Antares End Table

20" W x 20" D x 23 1/2" H

Amber GNA003AM



Antares Console Table

46" W x 14" D x 32" H

Amber GNA001AM





Occasional
Index

Main



AZARA



Beveled edges rim each Azara table, topped with a stunning center accent of Exotic Tiger bamboo which waterfall down each side.

Azara Coffee Table

46" W x 24" D x 17" H

Caramelized GA0010CA

Sable GA0010SA

Azara Console Table

46" W x 14" D x 32" H

Caramelized GA0009CA

Sable GA0009SA



Azara End Table


19" W x 19" D x 24" H

Caramelized GA0011CA

Sable GA0011SA



SA Direct Container Only



Occasional
Index

Main



AZARA



Beveled edges rim each Azara table, topped with a stunning center accent of Exotic Tiger bamboo which waterfall down each side. Select Caramelized or Sable finishes.

Azara Coffee Table

46" W x 24" D x 17" H

Sable

GA0010SA



Azara End Table

19" W x 19" D x 24" H

Sable

GA0011SA



Azara Console Table

46" W x 14" D x 32" H

Sable

GA0009SA





AZARA CUBE



Azara Cube displays a strikingly contrasting center accent of Exotic Tiger that waterfalls down each side, cleverly hiding the seam. Inside, easy-to-use glides make opening effortless, revealing discrete storage.

Azara Cube Coffee Table

40 ½" W x 40 ½" D x 15"H

Sable/Exotic Tiger GA0014SA

Azara Cube Coffee Table

40 ½" W x 24 ½" D x 15"H

Sable/Exotic Tiger GA0014SA-M

Azara Cube Coffee Table

40 ½" W x 20 ½" D x 15"H

Direct Container Only

Sable/Exotic Tiger GA0014SA-S



DANICA

Crafted in sustainably sourced bamboo, the Danica chair highlights the best of modern with exceptional comfort and dramatic curves. Lean back in a relaxing retreat with a deep angled seat and curved backrest, each upholstered in a durable woven fabric.

Danica Accent Chair

27" W x 26 ¼" D x 26 ½" H
Wheat GDL0001WHR Red



Danica Accent Chair

27" W x 26 ¼" D x 26 ½" H
Wheat GDL0001WHG Grey





MIRA



Tall slim legs and recessed pulls give a nod to Mira's mid-century inspiration. Mira's tailored profile and streamlined shape works with any look and makes it an easy storage solution that fits where space is a premium.

Mira Console

36" W x 11" D x 36" H
Amber GMA0001AM





RHODY



Rhody's effortless lift top surface reveals hidden interior storage, while the hydraulic lift top doubles as a workspace and tabletop, keeping your snacks or laptop within easy reach.

Rhody Storage Coffee Table

37" W x 27" D x 16" H

Amber GRL001AM





ROSEMARY



Rosemary's shapely curves combine style and balance with a unique oval shaped tabletop on a sweeping asymmetrical base.

Rosemary Coffee Table

46½" W x 34" D x 16" H

Amber GCT001AM

Wheat GCT001WH





THYME



Modern and minimal, versatile little side Thyme table offers loads of function in a small size, with an open base allowing easy access to pull the table close to your favorite chair.

Thyme Side Table

15" W x 14½" D x 23" H

Amber GST002AM

Wheat GST002WH





SKYLAR



Skylar ensures elegance and comfort in a modern home. Using refined curves, the Sculptural frame is elegant and slender, while the chic rounded design molds to your body and allows you to sit back and relax in style.

Skylar Lounge Chair
34 3/4" W x 28 1/2" D x 28" H
Black Walnut
GSY001BL





SOL



Sol's modern silhouette features a reverse beveled edge tabletop, resting on a slim tapered column, and slender disc base. Wherever you place it, Sol is always in the right place.

Sol Side Table

Ø16" x 20¾" H

Amber GSL0001AM

Caviar GSL0001B

Wheat GSL0001WH





SPIRE



Spire plays three beams into a minimal and modern form. Its slim profile and streamlined shape easily fits anywhere, creating space for coats, bags, and umbrellas.

Spire Coat Tree

Ø22 ¼" x 63 ¼" H

Amber GCR001AM





TOFINO



The distinctive design of Greenington's new Tofino occasional collection evokes a sense of organic beauty, inspired by nature, the table's freeform base is reminiscent of vines or tree roots, with Caviar finished legs flush and inset supporting the oblong top of Amber.

Tofino Console Table

60" W x 15" D x 31" H

Amber / Caviar GTF003AM



Tofino Coffee Table

55 1/2" W x 31 1/4" D x 16 1/2" H

Amber / Caviar GTF004AM





ZEN



Ergonomically constructed to combine leisure with modern design, Zen redefines the idea of comfort. The Scandinavian retro design gives Zen a very distinct look with 100 horizontal slats stacked in 4's, each with its own individual movement for ease and relaxation.

Zen Lounge Chair

28" W x 31 ½" D x 28 ¾" H

Black Walnut / Wheat

GZN001BL





ZEPHYR



Zephyr is a statement piece for the living room, it's organic flowing design and sculptural details combine for a stunning silhouette, adding distinctive style for the modern home.

Zephyr Coffee Table

40" W x 30" D x 15"H

Caviar GZ001B

Wheat GZ001WH



Zephyr Side Table

Ø18" x 20"H

Caviar GZ002B

Wheat GZ002WH





ZEPHYR



Zephyr makes a statement in your home, is an expression of your creative vision, and a harmony of nature-inspired and modern design.

Zephyr Coffee Table

40" W x 30" D x 15" H

Caviar GZ001B

Wheat GZ001WH



Zephyr Side Table

Ø 18" x 20" H

Caviar GZ002B

Wheat GZ002WH



OFFICE

Main



CURRANT



STUDIO PLUS



MAGNOLIA



MAGNOLIA



Direct Container Only



ASCENT SIT-STAND



JASMINE



SANTA CRUZ

- Crafted in 100% solid bamboo
- No plywood, particle board, or MDF
- Earth friendly, sustainable resource
- 20% harder than Red Oak
- Beautifully finished all the way around
- Solid bamboo drawer box with English dovetail

CURRENT



Simple and architectural, the Currant's light and airy lines create inspired work environments exactly how you want them to be. Currant shelves stack five high for tons of storage. Each shelf is smoothly rounded at each end, inside a tall tapered solid bamboo frame.

Office
Index

Main



Currant Writing Desk

60" W x 24" D x 30" H

Amber G0047AM
Caramelized G0047CA
Black Walnut G0047BL



Currant Shelf

46 1/2" W x 13 1/4" D x 62" H

Caramelized G0048CA
Black Walnut G0048BL



Currant Leaning Shelf

24" W x 15" D x 69 3/4" H

Caramelized G0049CA
Black Walnut G0049BL




STUDIO PLUS



A stylish small-space solution, Studio Plus features tailored profiles to perfectly accent your home or office.

Office
Index

Main



Studio Plus Desk

48" W x 24" D x 29 1/2" H

Amber GSP002AM

Studio Plus Shelf

47" W x 14" D x 75" H

Amber GSP001AM

Studio Plus Metal Shelf

55" W x 13 1/2" D x 66" H

Amber GS001AM

Studio Plus Leaning Shelf

25 1/4" W x 14 1/2" D x 76" H

Amber GS003AM

Studio Plus Leaning Desk

25 1/4" W x 14 1/2" D x 76" H

Amber GS004AM





MAGNOLIA



Showcasing a mix of materials, each shelf displays a center inlay of Exotic Tiger bamboo.

Magnolia Shelf

66" W x 16" D x 72" H

Caramelized G0013E

Black Walnut G0013BL





MAGNOLIA



Showcasing a mix of materials, each shelf displays a center inlay of Exotic Tiger bamboo.

Magnolia Shelf

66" W x 16" D x 72" H

Caramelized G0013E





ASCENT DESK



The Ascent Sit-Stand desk allows you to easily sit or stand throughout your workday.

Ascent Desk

60" W x 30" D x 24 - 50" H

Amber GAS0001AM



Direct Container Only



- Solid Amber bamboo desktop
- Dual motors
- Heights from 24' to 50"
- 4 programmable memory settings
- Cord management
- Adjustable floor protectors

JASMINE



Two generous drawers span the entire width of the desk. Two lift top storage cubbies reveal handy cord management, as well as power and USB outlets.

Office
Index

Main



Jasmine Writing Desk

48" W x 23 1/2" D x 29 1/2" H

Caramelized GJ001CA

Havana GJ001HA

Cord management - power and USB



SANTA CRUZ



Light and modern Santa Cruz stands alone or grouped in multiples to organize your office, or spare corner into a library when space is a premium.



Office
Index

Main

Santa Cruz Writing Desk

48" W x 24" D x 30" H

Wheat GSC0008WH



Santa Cruz Leaning Desk

25 1/4" W x 19" D x 76" H


Wheat GSC0009WH



Santa Cruz Leaning Shelf

25 1/4" W x 14 1/2" D x 76" H

Wheat GSC0010WH



Direct Container Only

MEDIA

Main



AZARA



CARMEL



CURRANT 54"



CURRANT 72"



ERIKKA



HANNA



HUDSON



ROWAN

- Crafted in 100% solid bamboo
- No plywood, particle board, or MDF
- Earth friendly, sustainable resource
- 20% harder than Red Oak
- Fully assembled
- Beautifully finished all the way around
- Under mount, soft closing drawer glides
- Solid bamboo drawer box with English dovetail
- Doors - soft closing swing doors.
- Drilled for Cable Management



AZARA MEDIA



Easy to use via two ventilated rear removable panels for clear access to your cables, wiring and media components.

Azara Media Console

57"W x 18"D x 23"H

Caramelized GA0012CA

Sable GA0012SA





CARMEL CONSOLE



The Carmel console features gorgeous tambour doors which disappear upon opening, revealing a spacious interior to house essentials with style.

Carmel Media Console
Sliding Tambour Doors
4 Shelves

60" W x 18" D x 22" H
Black Walnut GCR008BL

[Back](#)[Content Menu](#)



CURRANT MEDIA



Perfect your dining room, used as a TV media center, as well as an office credenza.

Currant Media Console
2 Drawers - 2 Doors
54" W x 18" D x 29" H
Caramelized G0034CA





CURRENT MEDIA



Currant features a center drop down door for media access, with cord management.

Currant Sideboard/Media

1 Dropdown Door - 1 Drawer - 2 Doors

72" W x 18" D x 27" H

Caramelized G0025CA

Black Walnut G0025BL

BL - Direct Container Only





ERIKKA MEDIA



Versatile as a media center, credenza, and dining sideboard, with cord management

Erikka Media Console

58" W x 17 3/4" D x 28" H

Amber GE0003AM





HANNA



Innovative laser door detailing within the bamboo grain strikes an elegant balance between minimalist styling and a casual, inviting feel.

Hanna Console

72" W x 18" D x 28" H

Caviar GH0003B

Wheat GH0003WH

WH - Direct Container Only





HUDSON



Versatile as a media center, credenza, and dining sideboard, with cord management

Hudson Sideboard Media Console

72" W x 20" D x 32" H

Black Walnut GHS002BL





ROWAN



Easy to use via two ventilated rear panels that can be completely removed for clear access to your cables, wiring and media components.

Rowan Media Console

64 "W x 20" D x 27 3/4" H

Amber/Onyx GRW001AM




Rowan Jr. Media Console

48 "W x 20" D x 27 3/4" H

Amber/Onyx GRW002AM





WHY CHOOSE GREENINGTON

20 YEARS

For over 20 years Greenington's factory has been developing and manufacturing high quality bamboo products. As new technologies emerge, Greenington will continue to stay on the cutting edge, maintaining its role as an industry leader, providing its customers with innovative designs made of the finest materials.

GREENINGTON PRODUCT FEATURES

- Fully assembled case goods
- Beautifully finished all around
- Solid bamboo drawer box with English dovetail
- Under mount, soft closing drawer glides
- Fully assembled chairs and stools
- Cable assisted ball bearing table glides
- Doors - soft closing swing doors
- European slat system, no box spring needed
- Solid Moso bamboo bed slats
- Easy to use connected bed slats



- ISO 9001
Quality Management Certified
- ISO 14001
Environment Management Certified
- In-house Design Team
- OEM Capabilities - Private Label
- Committed to building long term partnerships.
- Member - Sustainable Furnishings Council (SFC)



Eco Ridge

- Crafted in solid Moso bamboo
- No particle board, or MDF
- Earth friendly, sustainable resource
- 20% harder than Red Oak
- Solid Wood Slats
- Fully assembled nightstand and chests
- Solidly built 5 sided plywood drawer box
- Drawer box faced in solid bamboo
- Regular Construction on Casegood Backs
- No MAP Regulation



RIA



Ria's smooth panel headboard showcases extended posts and a beautifully finished back, you can place this bed anywhere in your room. Ria can be ordered in any Greenington finish color by direct container.

Bedroom
Index

Main



Ria Nightstand

18 ½" W x 18"D x 21½" H

Caramelized ECO017CA



Willow Five Drawer Chest

28" W x 20" D x 51" H

Caramelized ECO04CA



Ria Platform Bed

Queen

63 ¼" W x 84 ¼" L x 37" H

Caramelized ECO015CA



Willow Nightstand

23 ¾" W x 17" D x 27" H

Caramelized ECO03CA



Willow Six Drawer Dresser

52" W x 20" D x 32" H

Caramelized ECO05CA



Eastern King

80" W x 84 ¼" L x 37" H

Caramelized ECO016CA



SUMMIT



Artfully crafted in sustainable solid bamboo, the elegant Summit platform bed features a sweeping silhouette. Summit can be ordered in any Greenington finish color by direct container.

Bedroom
Index

Main



Summit Nightstand

18 1/2" W x 20" D x 21 1/2" H

Amber ECO011AM



Summit Five Drawer Chest

26 1/2" W x 18 1/2" D x 52 1/2" H

Amber ECO012AM



Summit Six Drawer Dresser

52 1/2" W x 18 1/2" D x 35 1/2" H

Amber ECO013AM



Summit Platform Bed

Queen

64 1/2" W x 87 1/4" L x 41 3/4" H

Amber ECO010AM



Eastern King

80" W x 87 1/4" L x 41 3/4" H

Amber ECO010KAM



Direct Container Only

WILLOW



Satisfying minimum order quantities, Greenington Willow may be ordered in any of our Greenington finishes, except for Exotic Tiger, which is used for accent only.

Bedroom
Index

Main



Willow Nightstand

23 3/4" W x 17" D x 27" H

Caramelized ECO03CA



Willow Five Drawer Chest

28" W x 20" D x 51" H

Caramelized ECO04CA



Willow Platform Bed

Queen

64" W x 87" L x 46" H

Caramelized ECO01CA



Eastern King

80 3/4" W x 87" L x 46" H

Caramelized ECO02CA



Willow Six Drawer Dresser

52" W x 20" D x 32" H

Caramelized ECO05CA



VARIETY OF CHOICES

The surface treatment requires skilled craftsmanship. Carefully selected, the semi-transparent appearance of our stain finishes preserve the natural structure of the bamboo, creating a beautiful finish to accentuate the bamboo grain's natural beauty. Stain finish colors, Caviar, Sable, Java, Ruby, and Black Walnut bring a new look to sustainable products to meet your commercial project needs.


MECHANICAL FINISHES

These color choices are created through a natural process that works in harmony with the bamboo. Amber, Wheat, and Caramelized are not stain finishes, simply an innovation using earth friendly heat, steam, and pressure to transform the solid bamboo material into deep vibrant colors, creating a unique grain with continuous color throughout.


EXOTIC TIGER

Exotic bamboo is made from finer strands of light and dark bamboo fiber which are heated and compressed into very dense panels. The compression and heat transforms this more fibrous bamboo into a material with deeper and richer grain patterns creating a unique and beautifully striped grain with continuous colors throughout. No two pieces are exactly alike.

CAVIAR



BLACK WALNUT




SABLE



RUBY



AMBER




CAMELIZED



WHEAT



TIGER



DIRECT CONTAINER

- Best Pricing
- Mixed Container
- Best Practice for Handling
- Access to Additional Collections
- Choice of Finish Colors
- Access to Container Support Pricing
- Optimal Product Flow and Visibility
- 60-Day Production, Plus Ocean Shipping
- Opportunity to Develop Proprietary Product



Greenington may qualify your project for LEED credits.

Credit: MR6 /

Rapidly Renewable Materials

Intent: To reduce the use and depletion of finite raw materials and long-cycle renewable materials by replacing them with rapidly renewable materials.

Credit: IEQ4.5 / Low Emitting

Materials – Systems Furniture – Seating

Intent: To reduce the quantity of indoor air contaminants that are odorous, irritating and/or harmful to the comfort and well-being of installers and occupants.

WHY BAMBOO

- **FAST GROWING**

Grows to harvestable maturity in 5 years or less.

- **RAPIDLY RENEWABLE**

Replenishes itself faster than other wood materials.

- **SELF PROPAGATING**

No need to replant, roots left intact to grow next season.

- **CARBON SEQUESTRATION**

Bamboo is among the most efficient CO2 absorbers on Earth.

- **RELEASES OXYGEN**

Bamboo releases about 35% more oxygen than trees.

- **LOCAL FARMERS**

Locally owned and managed within close proximity.

- **NATURALLY FARMED**

Without the use of pesticides, fertilizers, or irrigation.

- **HAND HARVESTED**

No heavy equipment is used, leaving forest floor intact.

- **ZERO WASTE**

Entire bamboo culm is used, wasting nothing.

Bamboo is an environmentally friendly, renewable resource harvested from sustainable and rapidly growing forests. Each bamboo culm used is individually selected and hand harvested. No heavy equipment is brought into the bamboo forests to damage the integrity of the forest floors. Unlike trees which get harvested, the rhizome roots of bamboo live to produce more shoots. Because the bamboo doesn't die, it does not release its sequestered carbon like a tree does after it is cut down.



5 Years

Greenington furniture is manufactured using only mature Moso bamboo at least 5 years old, ensuring maximum strength and durability for our products.





GREENINGTON

Information

Environmentally Sustainable: Bamboo is one of the earth's fastest growing plants, a grass that grows to maturity in 5 years or less. Our bamboo is harvested from the managed forests of a fully sustainable, environmentally friendly and rapidly growing renewable resource.

Bamboo reduces the atmospheric concentration of carbon dioxide, which is the main contributor to reduce global warming. Bamboo releases about 35% more oxygen than equivalent stands of trees making it one of the best plants on earth to sequester carbon.

Our bamboo material has been treated and kiln dried to a specific moisture content, then put through our special manufacturing process to produce the bamboo materials we use. The VOC emissions of the adhesive used in manufacturing our products are well below allowable European, US and California standards.

Advantages

Of our furniture

Hardness: Greenington furniture uses only mature Moso bamboo that is at least 5 years old ensuring that our furniture possesses strength, hardness and stability. Our Classic bamboo is 20% harder than Oak, and our Exotic bamboo is 100% harder than Red Oak.

High Quality: From processing the raw bamboo material into solid stock and panels, we make the final product in our ISO 9001 and ISO 14001 certified factories under tight quality control.

Variety of Choices: We offer a wide selection within our Classic Bamboo Collections, featuring our standard laminated panels in a natural Amber, Caramelized, and Wheat finishes, along with Caviar, Ruby, Black Walnut, Java and Sable stain finishes.

Leadership: With over 20 years experience manufacturing bamboo products, Greenington is the leading company in mid to high end bamboo furniture production. Our processes are innovative, using the latest developed technologies to create new product lines.

Frequently Asked Questions

About your new bamboo furniture

What kind of bamboo is used in Greenington Furniture?

There are more than 1200 bamboo species throughout the world. Greenington only uses mature Moso bamboo (*Phyllostachys pubescens*), valued for its hardness, durability and stability. And pandas do not feed on Moso bamboo, which is extremely important.

Is there off-gassing to be concerned about with the adhesives used?

The adhesives used in manufacturing our products have very low off-gas emissions. The formaldehyde gas levels are well below the European, US, and including California VOC standards.

What is the difference between Classic Bamboo and Exotic Bamboo?

Our Classic Bamboo material is laminated from square edged bamboo slats under specific pressure and temperature into stock and panel material. (20% harder than Oak.) Our Exotic Bamboo material is made by fusing thin bamboo strips under very high pressure into our stock and panel material. (100% harder than Red Oak.)

Caramelized, Amber, Wheat, and Exotic

Bamboo: These color choices are created through a natural process that works in harmony with the bamboo.

Amber and Ruby are not stain finishes, simply an innovation using earth friendly heat, steam, and pressure to transform the solid bamboo material into vibrant colors. Variations are expected in grain and color and enrich the natural beauty of bamboo furniture.

Is your furniture 100% bamboo?

Yes, all Greenington bamboo furniture is made of 100% bamboo with no added filler, fiberboard, MDF or other materials.

Where are your products made?

All Greenington bamboo furniture is made in our ISO 9001 Quality Management and ISO 14001 Environment Management certified factories in China.

How do I care for and maintain the bamboo furniture?

Periodic cleaning can be done using a soft cloth and a gentle cleaner designed for wood furniture. Please visit greenington.com for more detailed instructions.

Go with Bamboo...

Live with Sustainability

Greenington craftsmanship is excellence, beauty, and durability. It's about the ability to create something elegant and high-quality that delivers value. We take the time to make sure each piece is beautiful, performs what it was designed for, and make sure that every detail is carefully attended.

Our bamboo products are made from solid strips of the bamboo culm which are put into large steamers which 'cook' the sugars in the bamboo, producing a caramelized color. The finished strips are laminated into solid bamboo stock and panels of various sizes and thicknesses from which our collections are produced.

From processing raw bamboo material into panels, to the making of all Greenington products, everything takes place under tight quality control, meeting international standards.




GREENINGTON

6540 S. Glacier Street, Suite 140 Tukwila, WA 98188

Tel: 253 867-5460 | Fax: 253 867-5462

Email: info@greenington.com

greenington.com



SUSTAINABILITY

Bamboo is a renewable resource harvested from sustainable and rapidly growing forests. Each culm used is individually selected and hand harvested. No heavy equipment is brought into the forests to damage the integrity of the forest floors. Unlike trees which get harvested, the rhizome roots of bamboo live to produce more shoots. Because the bamboo doesn't die, it does not release its CO₂ carbon sink the way a tree does after it is cut down.

- **FAST GROWING**

Grows to harvestable maturity in 5 years or less.

- **RAPIDLY RENEWABLE**

Replenishes itself faster than other wood materials.

- **SELF PROPAGATING**

No need to replant, roots left intact to grow next season.

- **CARBON SEQUESTRATION**

Bamboo among the most efficient CO₂ absorbers.

- **RELEASES OXYGEN**

Bamboo produces about 35% more oxygen than trees.

- **LOCAL FARMERS**

Locally owned and managed within close proximity.

- **NATURALLY FARMED**

Without the use of pesticides, fertilizers, or irrigation.

- **HAND HARVESTED**

No heavy equipment is used, leaving forest floor intact.

- **ZERO WASTE**

Entire bamboo culm is used, wasting nothing.

- **ENVIRONMENTALLY SAFE**

Low VOC, natural finish using only heat, steam & pressure.

- **SUSTAINABLE ALTERNATIVE**

To many endangered hardwoods around the globe.



GREENINGTON